




ACE
エース



ACE-WB1(A) / B205
B:86 / W:61.5 / H:87.5
Shoulders:39
Arm:RWB87A LWB87A

ACE-WB2(A) / B205
B:82 / W:59 / H:86
Shoulders:38
Arm:RWB87A LWB87A

ACE-MB1(A) / B205
B:96 / W:78 / H:94
Shoulders:43
Arm:RMB221A LMB221A

ACE-MB2(A) / B205
B:94 / W:75 / H:94
Shoulders:48
Arm:RMB221A LMB221A

ARM VARIATION



ACE-WB1 / B205
B:86 / W:61.5 / H:87.5
Shoulders:38
Arm:RACE1 LACE1
Hand:RW15 LW16

ACE-WB2(G) / B205
B:82 / W:59 / H:86
Shoulders:39
Arm:RWB87G LWB87G

ACE-MB1(H) / B205
B:86.5 / W:70 / H:87.5
Shoulders:43
Arm:RMB221H LMB221H




BASE VARIATION

BASE-B205
W:420
D:420
H:1170

BASE-S-70
W:335
D:335
H:1150

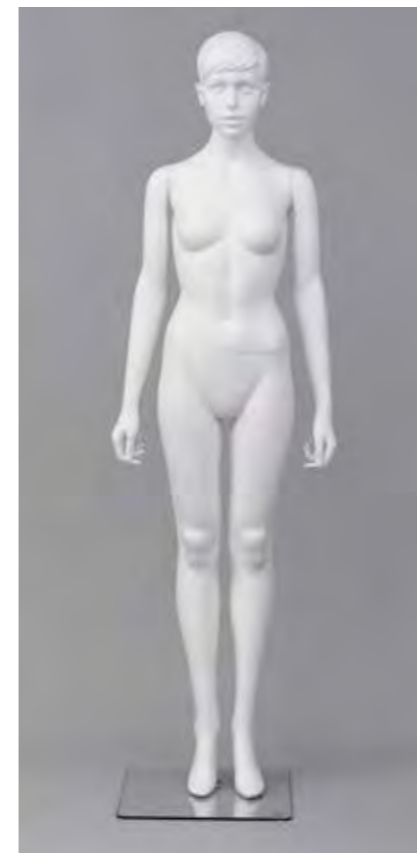
BASE-M-26BR
350ø
H:1140



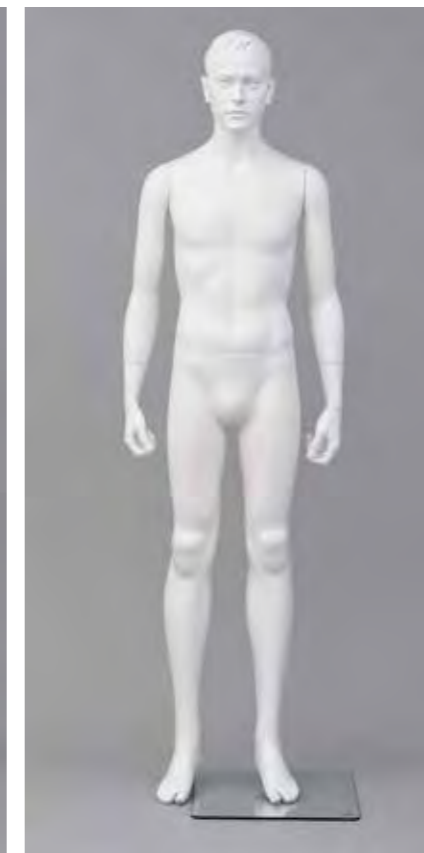
ACE-M12
T:137.5 / B:94 / W:75 / H:94
Shoulders:46 / Heel:2 / Foot:26 / Stool:45
Arm:RACEM12 LACEM12 / Hand:RMM LMK



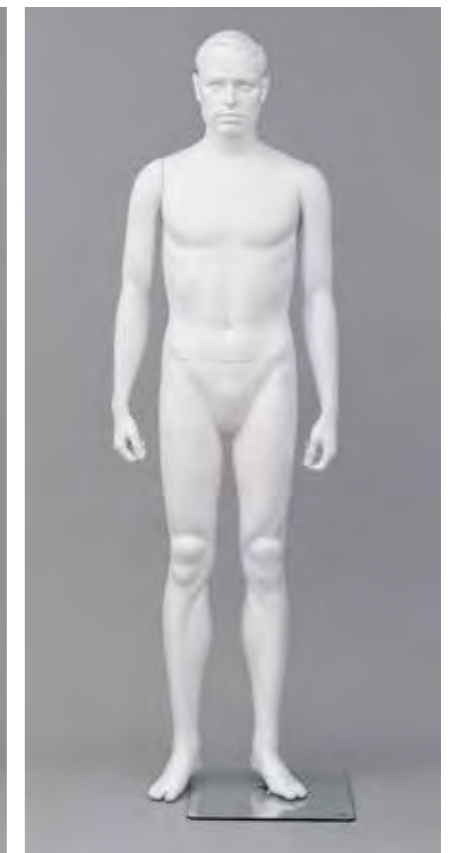
ACE-1
T:175 / B:86 / W:61.5 / H:87.5
Shoulders:38 / Heel:2.5 / Foot:23.5
Arm:RACE1 LACE1 / Hand:RW15 LW16



ACE-2
T:178.5 / B:82 / W:59 / H:86
Shoulders:38 / Heel:5 / Foot:23.5
Arm:RACE2 LACE2 / Hand:RW15 LW16



ACE-M1
T:186.5 / B:89 / W:70 / H:87.5
Shoulders:42 / Heel:2 / Foot:26
Arm:RACEM1 LACEM1 / Hand:RMM LMK



ACE-M2
T:187 / B:96 / W:78 / H:94
Shoulders:44 / Heel:2 / Foot:26
Arm:RACEM2 LACEM2 / Hand:RMM LMK